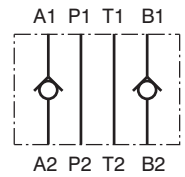


- Sandwich plate design for use in vertical stacking assemblies
- Poppet design
- Leakfree closure in one or two service ports
- 8 different models
- Installation dimensions to ISO 4401/ DN 24 340



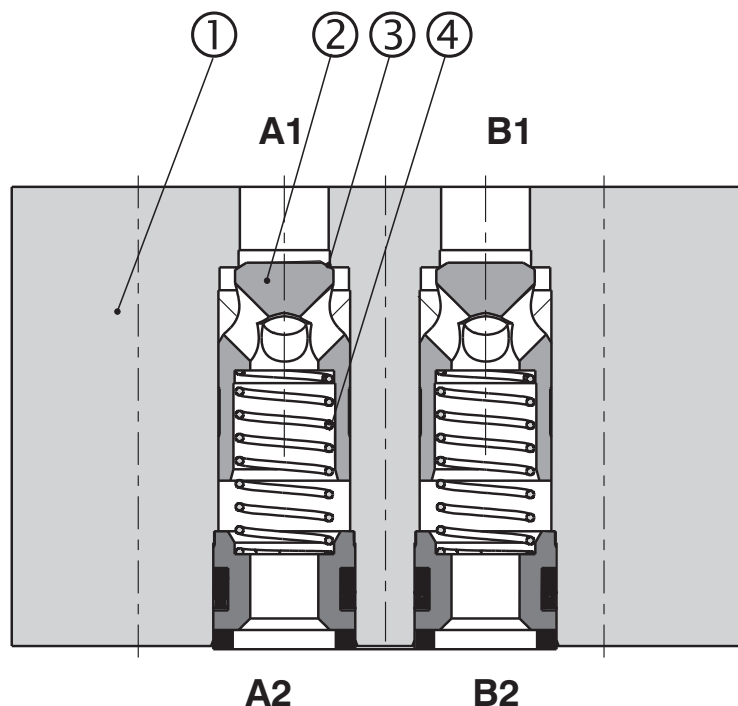
## Functional Description

The check valve sandwich plates are used to allow flow in one direction and prevent flow in the other one. The sandwich design enables vertical stacking with other components of the same size. The check elements can be built into one or two ports, the other ports being through-holes.

The seat (3) is machined directly in the housing (1) and the poppet (2) is pushed onto the seat by compression spring (4). The cracking pressure depends on the spring used, on its preload and on the pressurized poppet surface area.

The valve housing surface is phosphate coated.

### MODEL AB



# Ordering Code

MVJ3-06  -  -

**Sandwich Check Valve Plate for Stacking Assemblies**

**Nominal size**

**Functional symbols**

- Check valve in line P\*
- Check valve in line T\*
- Check valve in line A\*
- Check valve in line B\*
- Check valve in line A\*
- Check valve in line B\*
- Check valve in line A a B\*
- Check valve in line P a T\*

\* see the table Functional symbols

P  
T  
A  
B  
C  
D  
AB  
PT

no designation  
V

**Seals**  
NBR  
FPM (Viton)

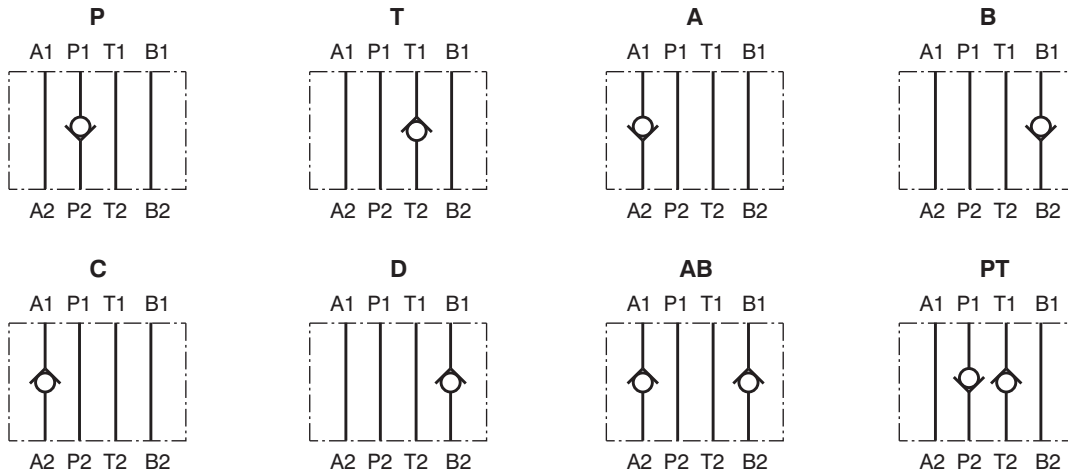
no designation  
A

**Surface finishing**  
Phosphate  
PO-A

**005**  
**015**  
**030**  
**050**

**Cracking pressure**  
0,5 bar ( 7.25 PSI)  
1,5 bar (21.75 PSI)  
3,0 bar (43.51 PSI)  
5,0 bar (72.51 PSI)

## Functional symbols



**Notes:** The orientation of the symbol on the name plate corresponds with the valve function.

- ① valve side
- ② subplate or manifold side

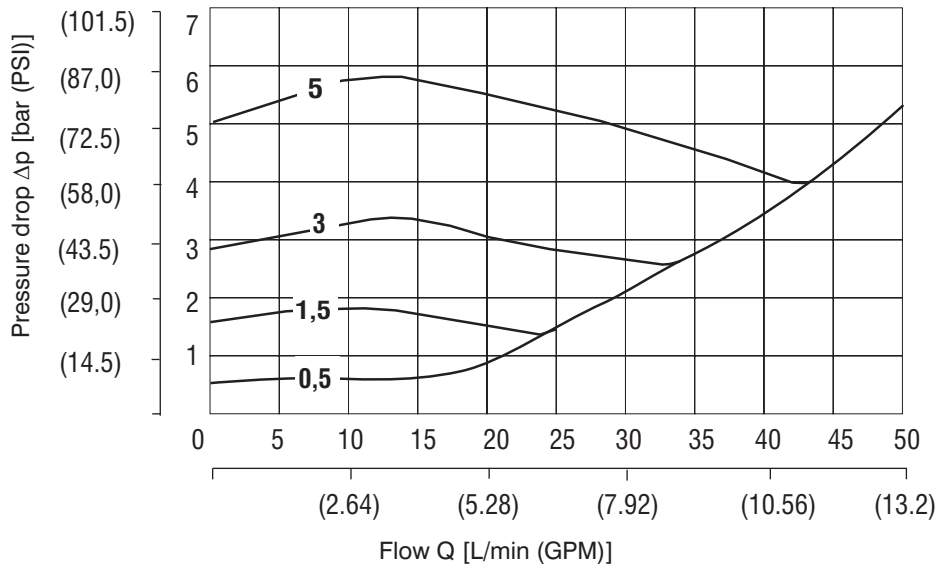
## Technical Data

Valve size	mm (US)	06 (D 03)
Maximal flow	L/min (GPM)	50 (13.2)
Maximum operating pressure	bar (PSI)	350 (5076)
Cracking pressure	bar (PSI)	0,5 (7.25)    1,5 (21.75)    3 (43.51)    5 (72.51)
Hydraulic fluid		Hydraulic oils of power classes (HL, HLP) to DIN 51524
Fluid temperature range for standard sealing (NBR)	°C (°F)	-30 ... +80 (-22 ... +176)
Fluid temperature range for Viton seals (FPM)	°C (°F)	-20 ... +80 (-4 ... +176)
Viscosity range	mm <sup>2</sup> /s (SUS)	20 ... 400 (98 ... 1840)
Maximum degree of fluid contamination		Class 21/18/15 to ISO 4406
Weight	kg (lbs)	0.8 (1.8)
Mounting position		unrestricted

# Δp-Q Characteristics

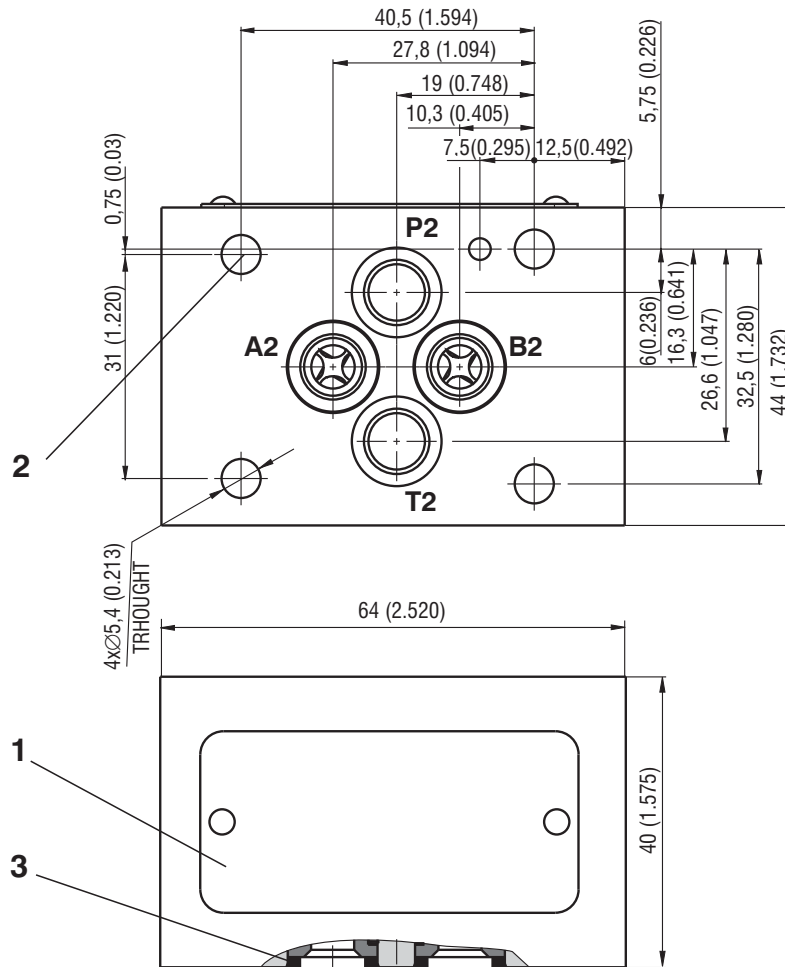
Measured at  $v = 32 \text{ mm}^2/\text{s}$  (156 SUS)

Pressure drop  $\Delta p$  related to flow rate.



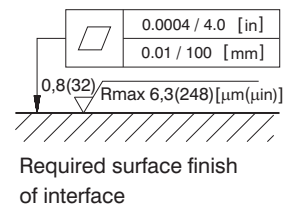
# Valve Dimensions

Dimensions in millimeters (inches)



Dimensions in millimeters (inches):

- 1 Name plate
- 2 4 mounting through-holes
- 3 Seal kit, supplied with valve



**Spare Parts**

Dimensions in millimeters (inches)

<b>Seal kit</b>			
<b>Type</b>	<b>Dimensions, quantity</b>		<b>Order number</b>
	O-Ring	Square Ring	
Standard NBR70	-	9,25 x 1,68 (4 pcs.)	28551800
Viton	9,25 x 1,78 (4 pcs.)	-	28551900

**Caution!**

- The packing foil is recyclable.
- The protective plate can be returned to manufacturer.
- Mounting bolts M5 must be ordered separately. Tightening torque of the bolts is 8.9 Nm.
- The technical information regarding the product presented in this catalogue is for descriptive purposes only. It should not be construed in any case as a guaranteed representation of the product properties in the sense of the law.

ARGO-HYTOS s.r.o. CZ - 543 15 Vrchlaví  
 Tel.: +420-499-403111, Fax: +420-499-403421  
 E-mail: sales.cz@argo-hytos.com  
 www.argo-hytos.com